


Phone Quick Reference


What does that thing do....

Incoming call or voicemail indicator

Press Voicemail  and enter code
Default code is 1234




 The right side of your screen will also display a voicemail icon with the number of voicemails

Missed Call Indicators

Press Applications (Settings) 




Press 1 for Recents
Use the navigation cluster to move up /down to see the missed calls and the last 150 calls.


Navigation

-  Back
-  Release (hangup)
-  Navigation cluster - up/down/left/ right




Volume Control

Down - Up

-  Voicemail (default code 1234)
-  Applications (Settings)
-  Phone Directory

Camera  manual open/close




Features and session buttons

-  Green Solid: Active call
Flashing: Call on hold
-  Amber Solid: Private line in use
Flashing: Incoming call
-  Red Solid: Remote line in use
Flashing: Remote line on hold




"Softkeys"

Buttons with changing labels on screen
press buttons not the screen

Call Handling

-  Pause / On hold
-  Transfer
-  Conference Call

Audio

-  Headset / headphones
-  Speaker
-  Mute

Phone Keypad

Dial "8" for an outside line
Dial "911" for emergency
Dial 5 digit extension number for any district phone (no change)
Dial any Washington State area code phone number after dialing the "8"

